


# BOAGAZ SYSTEM COMPONENTS

2017 / 2018



**CORRUGATED TUBES  
FITTINGS  
TEES  
COUPLINGS  
ACCESSORIES  
UTILITIES**



## A SYSTEMATIC ADVANTAGE



### TECHNOLOGY WITH ADDED VALUE

We exclusively use high-quality stainless steel for our corrugated tubes. Our tube provides form stability as well as flexibility and is free from its residual stresses thanks to a special manufacturing process. Thanks to the limited weight, as well as the compact packaging as rolled goods, you benefit from the ease of handling and transportation of the tubes. Our tubes are available in the dimensions DN 15 to DN 50 at lengths of up to 105 metres. Project lengths of up to 640 metres are also possible for large-scale projects.

**THE WIDE RANGE** of fittings and connection parts offered by BOAGAZ also includes fittings such as single-pipe gas metres, manometer connections and flanges. Our fittings are made of solid brass and are equipped with a patented double-sealing technology for maximum security. The fittings are installed by means of screw and press connections – without any special tools being required!

**THE BOAGAZ INSTALLATION SYSTEM** may be used for the completion of natural gas, liquid gas, propane gas and biogas installations in buildings in accordance with DIN EN 15266:2007 and up to an operating pressure of 500 mbar. The system has been tested in accordance with EN 15266 and has also been awarded country-specific certificates such as, for example: DVGW, ÖVGW, ATG, BSI, SVGW, etc.




Certified to:  
**EN 15266**



- high-quality stainless steel
- form stability
- free of residual stresses
- high flexibility
- easiest possible handling
- fittings produced from solid brass
- patented double-sealing technology
- no special tools are required

The BOAGAZ  
assortment varies  
by country.  
This catalog  
does not represent  
the complete  
assortment.





## BOAGAZ® CORRUGATED STAINLESS STEEL TUBES (CSST)

Pliable corrugated stainless steel tubes made of 1.4404 stainless steel coated with a yellow, non-flammable PE jacket.

**Fire rating:** B-s1-d0  
**Use for:** natural gas, liquid gas,  
propane gas, biogas

**Scope of application:** gas installations in residential,  
commercial and industrial buildings

**Dimensions:** DN 15 to DN 50



Product	Nominal diameter [DN]	Nominal diameter [Zoll]	Note	Content [m]	Item no.
Corrugated tube PLT	15	1/2	Box	15	M-0031947
Corrugated tube PLT	15	1/2	Box	30	M-0031946
Corrugated tube PLT	15	1/2	Wood coil	75	M-0031944
Corrugated tube PLT	15	1/2	Wood coil	640	M-0031948
Corrugated tube PLT	20	3/4	Box	15	M-0031952
Corrugated tube PLT	20	3/4	Box	30	M-0031951
Corrugated tube PLT	20	3/4	Wood coil	75	M-0031950
Corrugated tube PLT	20	3/4	Wood coil	105	M-0031949
Corrugated tube PLT	20	3/4	Wood coil	335	M-0031983
Corrugated tube PLT	25	1	Box	15	M-0031956
Corrugated tube PLT	25	1	Box	30	M-0031955
Corrugated tube PLT	25	1	Wood coil	75	M-0031954
Corrugated tube PLT	25	1	Wood coil	105	M-0031953
Corrugated tube PLT	25	1	Wood coil	213	M-0031957
Corrugated tube PLT	32	1 1/4	Box	15	M-0031959
Corrugated tube PLT	32	1 1/4	Box	30	M-0031958
Corrugated tube PLT	32	1 1/4	Wood coil	45	M-0031960
Corrugated tube PLT	32	1 1/4	Wood coil	75	M-0031980
Corrugated tube PLT	32	1 1/4	Wood coil	122	M-0031961
Corrugated tube PLT	40	1 1/2	Wood coil	15	M-0031962
Corrugated tube PLT	40	1 1/2	Wood coil	30	M-0038294
Corrugated tube PLT	40	1 1/2	Wood coil	60	M-0031963
Corrugated tube PLT	50	2	Wood coil	15	M-0031965
Corrugated tube PLT	50	2	Wood coil	30	M-0031964
Corrugated tube PLT	50	2	Wood coil	46	M-0031982

## BOAGAZ® PLT MALE MECHANICAL JOINTS

Male mechanical joints (EN10226) connect the pliable BOAGAZ® CSS tubes to a manifold or gas outlet with female thread.

**Material:** body, nut, retainer: brass  
gasket: elastomer

Product	Dimension	Thread	Content [piece]	Item no.
Male mechanical joint	DN 15 x R 1/2"	Exterior	1	M-0032963
Male mechanical joint	DN 15 x R 3/4"	Exterior	1	M-0041248
Male mechanical joint	DN 20 x R 1/2"	Exterior	1	M-0036632
Male mechanical joint	DN 20 x R 3/4"	Exterior	1	M-0032964
Male mechanical joint	DN 20 x R 1"	Exterior	1	M-0035630
Male mechanical joint	DN 25 x R 1/2"	Exterior	1	M-0040867
Male mechanical joint	DN 25 x R 3/4"	Exterior	1	M-0036633
Male mechanical joint	DN 25 x R 1"	Exterior	1	M-0032965
Male mechanical joint	DN 25 x R 1 1/4"	Exterior	1	M-0035631
Male mechanical joint	DN 32 x R 3/4"	Exterior	1	M-0041951
Male mechanical joint	DN 32 x R 1"	Exterior	1	M-0041145
Male mechanical joint	DN 32 x R 1 1/4"	Exterior	1	M-0032966
Male mechanical joint	DN 40 x R 1 1/4"	Exterior	1	M-0032974
Male mechanical joint	DN 40 x R 1 1/2"	Exterior	1	M-0032967
Male mechanical joint	DN 50 x R 1 1/4"	Exterior	1	M-0042757
Male mechanical joint	DN 50 x R 2"	Exterior	1	M-0032968




## BOAGAZ® PLT FEMALE MECHANICAL JOINTS

Female mechanical joints connect the pliable BOAGAZ® CSS tubes to valves or fittings with taper male threads.

**Material:** body, nut, retainer: brass  
gasket: elastomer

Product	Dimension	Thread	Content [piece]	Item no.
Female mechanical joint	DN 15 x Rp 1/2"	Interior	1	M-0031860
Female mechanical joint	DN 15 x Rp 3/4"	Interior	1	M-0041249
Female mechanical joint	DN 20 x Rp 1/2"	Interior	1	M-0031861
Female mechanical joint	DN 20 x Rp 3/4"	Interior	1	M-0031862
Female mechanical joint	DN 20 x Rp 1"	Interior	1	M-0041435
Female mechanical joint	DN 25 x Rp 1/2"	Interior	1	M-0031863
Female mechanical joint	DN 25 x Rp 3/4"	Interior	1	M-0031864
Female mechanical joint	DN 25 x Rp 1"	Interior	1	M-0031865
Female mechanical joint	DN 32 x Rp 1"	Interior	1	M-0042811
Female mechanical joint	DN 32 x Rp 1 1/4"	Interior	1	M-0042812



## BOAGAZ® COUPLINGS

Mechanical couplings join BOAGAZ® CSS tubes of the same size.  
Reducing couplings join BOAGAZ® CSS tubes of various sizes.

**Material:** body, nut, retainer: brass  
gasket: elastomer




Product	Dimension	Content [piece]	Item no.
PLT coupling	DN 15	1	M-0031867
PLT coupling	DN 20	1	M-0031868
PLT coupling	DN 25	1	M-0031869
PLT coupling	DN 32	1	M-0031870
PLT coupling	DN 40	1	M-0031871
PLT coupling	DN 50	1	M-0031872
PLT reducing coupling	DN 20 x DN 15	1	M-0036638
PLT reducing coupling	DN 25 x DN 20	1	M-0036637
PLT reducing coupling	DN 32 x DN 25	1	M-0036636
PLT reducing coupling	DN 40 x DN 32	1	M-0039962
PLT reducing coupling	DN 50 x DN 32	1	M-0042758
PLT reducing coupling	DN 50 x DN 40	1	M-0039963

## BOAGAZ® MECHANICAL TEES

Mechanical Tees join three BOAGAZ® CSS tubes of same or different sizes.

**Material:** body, nut, retainer: brass  
gasket: elastomer



Product	Dimension	Content [piece]	Item no.
PLT mechanical tee	DN 15	1	M-0031873
PLT mechanical tee	DN 20x15x20	1	M-0031876
PLT mechanical tee	DN 20x15x15	1	M-0031877
PLT mechanical tee	DN 20	1	M-0031878
PLT mechanical tee	DN 25	1	M-0031879
PLT mechanical tee	DN 25x15x25	1	M-0031880
PLT mechanical tee	DN 25x20x25	1	M-0031881
PLT mechanical tee	DN 25x20x20	1	M-0031882
PLT mechanical tee	DN 25x15x20	1	M-0031883
PLT mechanical tee	DN 32	1	M-0031884
PLT mechanical tee	DN 32x25x25	1	M-0036368
PLT mechanical tee	DN 32x25x20	1	M-0036369
PLT mechanical tee	DN 32x20x20	1	M-0036370
PLT mechanical tee	DN 40	1	M-0042410
PLT mechanical tee	DN 40x25x40	1	M-0042745
PLT mechanical tee	DN 40x25x25	1	M-0042749
PLT mechanical tee	DN 50	1	M-0042411
PLT mechanical tee	DN 50x25x50	1	M-0042750
PLT mechanical tee	DN 50x25x25	1	M-0042754

## BOAGAZ® PLT TEES – 1/2 ” CONNECTION (MANOMETER CONNECTION)



Product	Dimension	Content [piece]	Item no.
PLT manometer connection	DN 20 x Rp 1/2" x DN 20	1	M-0042679
PLT manometer connection	DN 25 x Rp 1/2" x DN 25	1	M-0042680
PLT manometer connection	DN 32 x Rp 1/2" x DN 32	1	M-0042681


## BOAGAZ® FLANGE FITTINGS / GAS METER FITTINGS

Flange termination for connection to the gas supply line.  
Gas meter adapter fitting for connection to the gas meter (pre/post).

**Material:** body, nut, retainer: brass  
gasket: elastomer



Product	Dimension	Content [piece]	Item no.
PLT flange fitting	DN 20	1	M-0040526
PLT flange fitting	DN 25	1	M-0040527
PLT flange fitting	DN 32	1	M-0040528
PLT gas meter adapter	DN 20 x R 1 3/8"	1	M-0040529
PLT gas meter adapter	DN 25 x R 1 3/8"	1	M-0040530
PLT gas meter adapter	DN 32 x R 1 3/8"	1	M-0040531



## BOAGAZ® 90° MALE MECHANICAL JOINTS

Female mechanical joint fittings with 90° bending connect the BOAGAZ® CSS tubes to valves or fittings with taper male threads.

**Material:** body, nut, retainer: brass  
gasket: elastomer

Product	Dimension	Content [piece]	Item no.
PLT 90 ° male mechanical joint	DN 20 x R 1/2"	1	M-0040858
PLT 90 ° male mechanical joint	DN 20 x R 3/4"	1	M-0040860
PLT 90 ° male mechanical joint	DN 25 x R 1/2"	1	M-0040859
PLT 90 ° male mechanical joint	DN 25 x R 3/4"	1	M-0040861



## BOAGAZ® CLIP SHELLS

The galvanized clip shells are specially designed for BOAGAZ® CSS tubes and can optionally be used for on-wall mounting.

Advantages by using clip shells:

- **metal look**
- **additional protection**
- **additional stability**
- **possibility of larger distances between the clamps**

Product	Dimension	Length [m]	Content [piece]	Item no.
Galvanized clip shell	DN 15	2	1	K-0038001
Galvanized clip shell	DN 20	2	1	K-0038002
Galvanized clip shell	DN 25	2	1	K-0038003
Galvanized clip shell	DN 32	2	1	K-0038004
Galvanized clip shell	DN 40	2	1	K-0038005
Galvanized clip shell	DN 50	2	1	K-0038006



## ACCESSORIES AND UTILITIES

### TOOLS

BOAGAZ get assembled without the need of any special tools. All needed tools are a tube cutter for stainless steel, a stripping knife and a conventional open-end wrench or a pipe wrench for tightening the joints / fittings.

Product	Content [piece]	Item no.
Stripper knife incl. hook blades	1	M-0030006
Tube cutter for corrugated stainless steel DN 15-DN 32	1	M-0030002
Tube cutter for corrugated stainless steel DN 40-DN 50	1	M-0030001
Spare wheel for tube cutter DN 15-DN 32	1	M-0030003
Spare wheel for tube cutter DN 15-DN 32	1	M-0039348
Tool case (empty)	1	K-0036400
Tool set consisting of: 1x empty tool case, 1x tube cutter DN 15-DN 32, 1x stripper knife incl. hook blades, 1x installation manual	1	S-0030001



## PULLING GRIP

The pulling grip allows a comfortable mounting of the CSS tubes in protective tubes and offers additional protection to the insulation against damage.

Product	Dimension	Content [piece]	Item no.
Pulling grip	DN 15 - DN 32	1	M-0030011
Pulling grip	DN 40 - DN 50	1	M-0030013



## UNWINDING AIDS

The unwinding aids provide even more comfort when mounting the CSS tubes.

Product	Content [piece]	Item no.
PLT plastic unwinder (for 15m/30m CSST)	1	M-0032970
Bracket for PLT plastic unwinder (for 15m/30m CSST)	1	M-0032969
Unwinder for wood coil	1	K-0037000



## BONDING CLAMPS

Connecting the BOAGAZ system to equipotential bonding is possible by using bonding clamps.

Product	Content [piece]	Item no.
Bonding clamp	1	M-0036389
Bonding clamp hexagon DN 15	1	M-0040102
Bonding clamp hexagon DN 20-DN 32	1	K-0040103



## MOUNTING CLAMPS

Use mounting clamps (e.g. BISMAT®) for the quick and secure fastening of the BOAGAZ CSS tubes in case of on-wall mounting.

**Material:** clamp: zinc-plated steel  
lining: black EPDM rubber

Product	Content [piece]	Item no.
BISMAT® mounting clamp M8-10, 20-23 mm for DN 15	1	M-0034118
BISMAT® mounting clamp M8-10, 25-28 mm for DN 20	1	M-0034119
BISMAT® mounting clamp M8-10, 32-35 mm for DN 25	1	M-0034120
BISMAT® mounting clamp M8-10, 40-43 mm for DN 32	1	M-0034121
BISMAT® mounting clamp M8-10, 53-58 mm for DN 40	1	M-0038292
BISMAT® mounting clamp M8-10, 64-70 mm for DN 50	1	M-0038293





## CORROSION PROTECTION

In case of uncovering or damage of the PE jacket during the assembly of the CSS tubes, the full corrosion protection must be recovered by tape or shrinking hose.



Product	Content [piece]	Item no.
Protection tape (yellow) for DN 15-DN 32	1	M-0038295
Protection tape (yellow) for DN 40-DN 50	1	M-0038310
Shrinking hose (yellow) for DN 15, length: 3 meters	1	M-0041493
Shrinking hose (yellow) for DN 20 und DN 25, length: 3 meters	1	M-0041494
Shrinking hose (yellow) for DN 32, length: 3 meters	1	M-0041495
Shrinking hose (yellow) for DN 40 und DN 50, length: 3 meters	1	M-0041496

## PROTECTION CAPS

In order to avoid contamination of the inner side of the CSS tube during storage or during assembly, the ends must be protected with protective caps.



Product	Content [piece]	Item no.
Plastic protection cap DN 15	1	M-0038302
Plastic protection cap DN 20	1	M-0038304
Plastic protection cap DN 25	1	M-0038305
Plastic protection cap DN 32	1	M-0038306
Plastic protection cap DN 40	1	M-0038307
Plastic protection cap DN 50	1	M-0038308

## GASKETS

All BOAGAZ® fittings/joints have an integrated gasket. In case of a damaged gasket, it is necessary to change the gasket.



Product	Content [piece]	Item no.
Spare gasket DN 15	1	M-0038296
Spare gasket DN 20	1	M-0038297
Spare gasket DN 25	1	M-0038298
Spare gasket DN 32	1	M-0038299
Spare gasket DN 40	1	M-0038300
Spare gasket DN 50	1	M-0038301

## PREPARATION AND ASSEMBLY OF THE GAS INSTALLATION CUTTING TO LENGTH AND CREATING A CONNECTION

All works on gas installations may only be conducted by qualified persons.



### STEP 1

The initial part of the BOAGAZ® corrugated tube that is wound up on the coil must always be cut off with a clean cut prior to use. Determine the correct tube length. Use a BOAGAZ® tube cutter to cut the BOAGAZ® corrugated tube to length, through the casing and the stainless steel. The cut needs to be made in the corrugation. Rotate the tube cutter and slowly tighten the pressing roller with each rotation.

**Attention: Excessive tightening can result in irregular cuts and deformations.**



### STEP 2

Remove the PE casing using the BOAGAZ® stripping knife in such a manner that 4 corrugations remain free, in order to allow the connections to be installed.

**Attention: The BOAGAZ® stripping knife has a sharp blade and the BOAGAZ® corrugated tube has sharp edges.**




### STEP 3

Push the nut over the corrugated tube and position the two half rings so that a corrugation remains free at the end of the pipe.



### STEP 4

Push the nut over the half rings and tighten with a spanner until the end stop. Following a pressure test, protect the corrugated tube against corrosion with protective tape or heat-shrinking tubing.



THE SYSTEM SOLUTION  
THAT DOES EXACTLY  
WHAT IT SAYS IT WILL.

FOR MORE THAN  
40 YEARS. WORLDWIDE.



BOAGAZ Management GmbH  
Heinrich-Schneidmadl-Straße 15  
3100 St. Pölten, Austria

T +43 676 / 840 638 100  
E office@boagaz.com

[www.boagaz.com](http://www.boagaz.com)



TERRAGAZ GmbH  
Attemsgasse 39/4/23  
1220 Wien

T +43 (0)699 17 77 76 58  
E office@terrغاز.eu

[www.terrغاز.eu](http://www.terrغاز.eu)

**Certified to:  
EN 15266**

The BOAGAZ® system conforms to EN15266 and is approved for gas installations in buildings with an operating pressure of up to 0.5 bar. In some European countries, where additional certificates are required, BOAGAZ® is certified by (e.g.) DVGW, ÖVGW, ATG, BSI, SVGW

Your local retailer: